



Aito Lapland Oy
Santa's Technology Park, Teknotie 14-16
96930 Arctic Circle, Rovaniemi
Finland
Tel. + 358 40 849 49 25
info@aitologhouse.fi

Logframe

www.loghouse.fi



Modern loghomes
for good living and leisure building



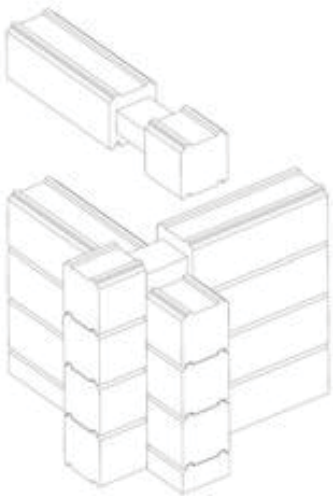
Aito Lapland Oy
Santa's Technology Park, Teknotie 14-16
96930 Arctic Circle, Rovaniemi
Finland
Tel. + 358 40 849 49 25
info@aitologhouse.fi

Logframe

www.loghouse.fi

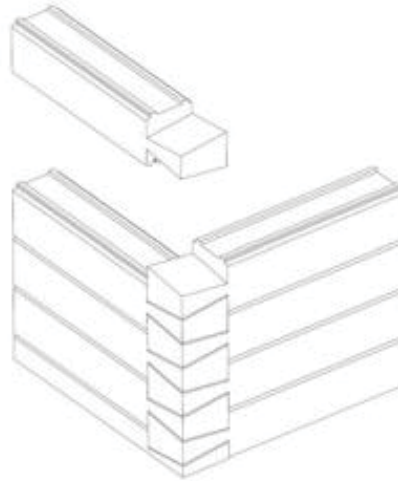
Corner types:

Long corner (P)



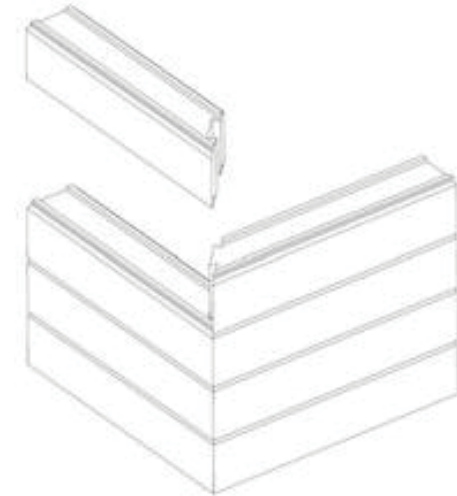
Long corner is respecting traditional log house building methods.

Dovetail corner (L)



Dovetail corner is beautiful Alpine style corner solution that suits both to leisure chalets as well as residential home building.

City corner (J)



City corner is solution for modern log house building and suits to minimalistic architecture especially together with non-settling Stronglog. Crossing walls logs are on same level.



Aito Lapland Oy
 Santa's Technology Park, Teknotie 14-16
 96930 Arctic Circle, Rovaniemi
 Finland
 Tel. + 358 40 849 49 25
 info@aitologhouse.fi

Logframe

www.loghouse.fi

Log selection:

Laminated logs:

Size (mm)	Wood	Lamination	Corner type	Profile
88x192	pine/spruce	2	P	T/M
114x192	pine/spruce	2	P	T/M
134x192	pine/spruce	2	P	T/M
134x220	pine	2	P	T/M
134x272	pine	4	P	T/M
180x220	pine	3	P	T/M
204x220	pine	3	P/L/J	T/M
204x272	pine	6	P/L/J	T/M
240x220	pine	4	P/L/J	T/M
270x220	pine	4	P/L/J	T/M
270x272	pine	8	P/L/J	T/M

Stronglog™ non-settling

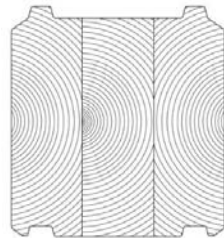
Size (mm)	Wood	Lamination	Corner type	Profile
150x246	spruce		P/L/J	T/M
204x246	spruce		P/L/J	T/M
250x246	spruce		P/L/J	T/M
300x246	spruce		P/L/J	T/M

150x372	pine/spruce		P/L/J	T/M
204x372	pine/spruce		P/L/J	T/M
250x372	pine/spruce		P/L/J	T/M
300x372	pine/spruce		P/L/J	T/M

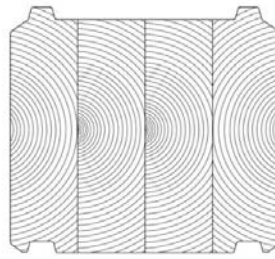
Laminated log profiles:



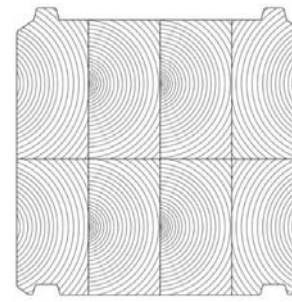
134 x 192mm



204 x 220mm




240 x 220mm



270 x 272mm



204 x 246mm




204 x 372mm

Profiles:

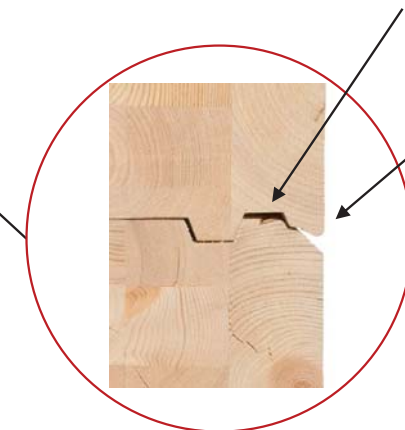
Modern (M):



Traditional (T):



EPDM sealing ready installed to log groove at the factory



Minimalistic seam

Stronglog™ non-settling:

Log profiles

SALES GUIDE



Aito Lapland Oy
Santa's Technology Park, Teknotie 14-16
96930 Arctic Circle, Rovaniemi
Finland
Tel. + 358 40 849 49 25
info@aitologhouse.fi

Logframe

www.loghouse.fi

SL STRONGLOG

SALES GUIDE

Stronglog™ technology is patented, new and innovative non-settling log. The future of log building is available now!


Raw material is selected high quality pine wood or spruce origin North of Finland. Result is harmonious and beautiful wall surface.

Windows and doors doesn't need thick boards for settling reservation and allows to use minimalistic decoration.

Non-settling Stronglog™ is adjustment free and enable to combine with other facade materials and complexe roof conceptions.

Heart of the log is made of extra dry laminated beam with very high mechanical strength.

City corner



372 mm high profile

Minimalist seam between logs (Modern profile).

Auto-tightening conic shape joint is both strong and airtight. Crossing walls logs are on same level



Non-settling



Aito Lapland Oy
Santa's Technology Park, Teknotie 14-16
96930 Arctic Circle, Rovaniemi
Finland
Tel. + 358 40 849 49 25
info@aitologhouse.fi

Logframe

www.loghouse.fi

SALES GUIDE



We are located at Arctic Circle in Lapland and use selected high quality pine wood and spruce origin from North of Finland as raw material.

Wood is origin from sustainably managed PEFC certified forests.

Our products are CE marked and conform with European building standards.

